

# School Funding Formula Consultation

## Summary of Responses - All Responses

### Consultation Visitors

Total Visits 616 (24-25: 1,260) 24-25  
1,260

### Documents

	Downloads	
	Visitors	/ Views
Consultation Document	143	169
School Interactive Model	106	149
Appendix 3 - Evidence to support the proposal to transfer funding to the High Needs Block	46	52
Equality Impact Assessment	21	21

### Number of Responses

	Total	24-25
A) an individual school (maintained schools, individual academies or free schools)	57	121
B) an Academy Trust for all Kent schools within the Trust	4	22

	A	B	Total		24-25 Total
Primary	43	16	59	74%	173
Secondary	10	7	17	18%	71
All-through	2	0	2	4%	4
Special	2	0	2	4%	6
Blank	0	0	0	0%	0
<b>Total</b>	<b>57</b>	<b>23</b>	<b>80</b>	<b>100%</b>	<b>254</b>

### Responses by District

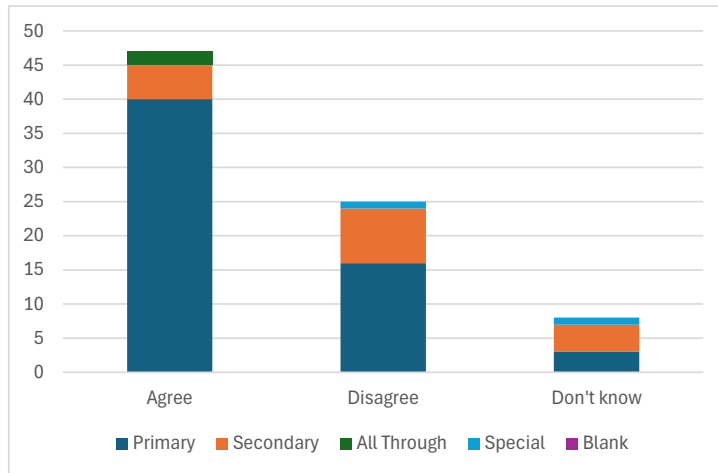
			24-25
Ashford	6	10%	10
Canterbury	7	11%	6
Dartford	0	0%	7
Dover	3	5%	9
Folkestone and Hythe	5	8%	5
Gravesham	5	8%	9
Maidstone	14	23%	21
Sevenoaks	1	2%	8
Swale	6	10%	5
Thanet	1	2%	9
Tonbridge and Malling	2	3%	19
Tunbridge Wells	7	11%	13
Blank	4	7%	22
<b>Total</b>	<b>61</b>	<b>100%</b>	<b>143</b>

### Responses by Role

			24-25
Bursar/Business Manager	34	56%	61
Headteacher	15	25%	60
Executive Headteacher	6	10%	6
Governor	2	3%	4
Other	4	7%	12
<b>Total</b>	<b>61</b>	<b>100%</b>	<b>143</b>

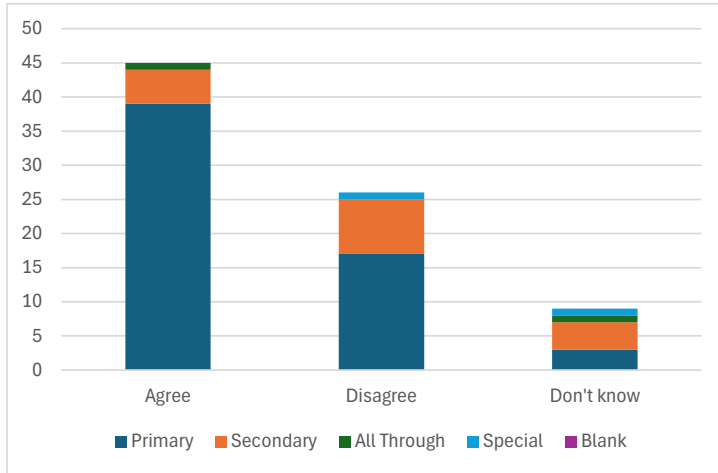
Do you agree or disagree to a transfer from the Schools Block to the High Needs Block to contribute towards support for Children with SEN in mainstream schools funded from the High Needs Block?

	Primary	Secondary	All Through	Special	Blank	Total	24-25 Total
Agree	40	5	2	0	0	47	213
Disagree	16	8	0	1	0	25	33
Don't know	3	4	0	1	0	8	8



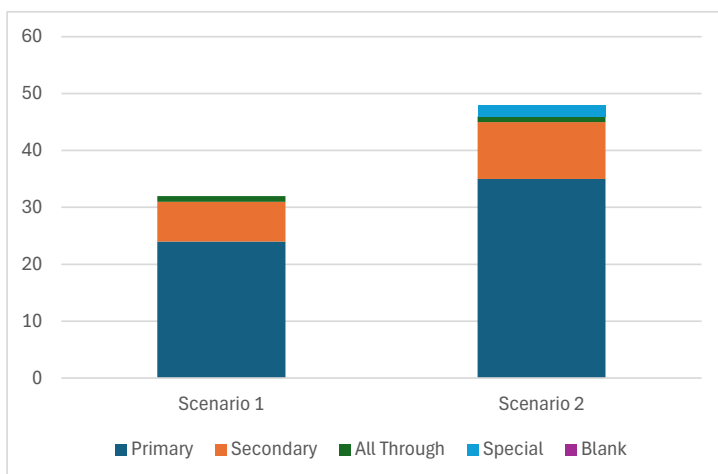
Do you agree or disagree with the transfer of 1.2% (approximately £16.5m) from the Schools Block to the High Needs Block for 2025-26, to fund support for children with SEN in mainstream schools funded from the High Needs Block?

	Primary	Secondary	All Through	Special	Blank	Total	24-25 Total
Agree	39	5	1	0	0	45	206
Disagree	17	8	0	1	0	26	37
Don't know	3	4	1	1	0	9	10



If there is support to transfer funding from the Schools Block to support children with SEN in mainstream schools, we would like to understand which of the following scenarios you prefer: Scenario 1 – support the principle of mirroring the National Funding Formula by reducing all NFF factor values equally to fund support for Children with SEN in mainstream schools and any further pupil demographic changes, including the Minimum Per Pupil Level by 1.2% (Appendix 2, Table 2). All schools would contribute equally towards the funding of the high needs transfer. Scenario 2 – support the principle of mirroring the National Funding Formula by reducing all NFF factor values equally to fund support for children with SEN in mainstream schools except the Minimum Per Pupil Level Factor which is set at 0.9% less than the NFF (Appendix 2, Table 3). All schools contribute towards the funding of high needs transfer; with schools on the MPPL contributing at a lower rate.

	Primary	Secondary	All Through	Special	Blank	Total	24-25 Total
Scenario 1	24	7	1	0	0	32	161
Scenario 2	35	10	1	2	0	48	92



What percentage should we set the Minimum Funding Guarantee (MFG) for 2025-26? Option A: -0.5% - this would mean, if the 25-26 budget formula resulted in a year-on-year reduction to the per pupil funding rate for a school, the school would receive additional funding to ensure this reduction would be limited a 0.5% reduction (as defined by the DfE\*). Option B: 0% - this would mean, a school would receive an additional funding to ensure as a minimum, there will be no change to the year on year per pupil funding rate for a school (as defined by the DfE\*). \*the calculation of the per pupil funding rate is defined by Department of Education and excludes the lump sum and premise related factors.

	Primary	Secondary	All Through	Special	Blank	Total	24-25 Total
Option A	10	1	1	0	0	12	161
Option B	49	16	1	2	0	68	92

